

Monthly report - January 2022

Key figures

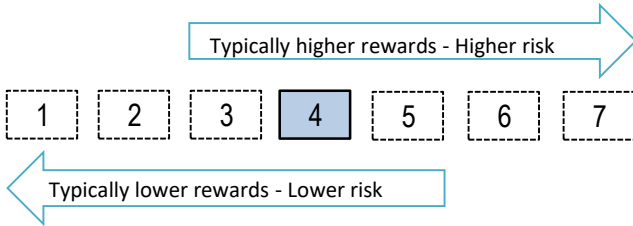
|                        |                                  |
|------------------------|----------------------------------|
| Fund symbol:           | NUMFT                            |
| Fund type:             | Multi-Asset Global Flexible Fund |
| Inception date:        | 23.05.2014                       |
| Net asset value (NAV): | 2.204.341,06 EUR                 |

Return overview

|            | 1 year | 3 years | 5 years |
|------------|--------|---------|---------|
| Nav return | 6,79%  | 8,53%   | 8,40%   |

Note: Past returns are not guarantee for future returns. Subscription and redemption fees reduce the total return on investment.

Risk and reward profile



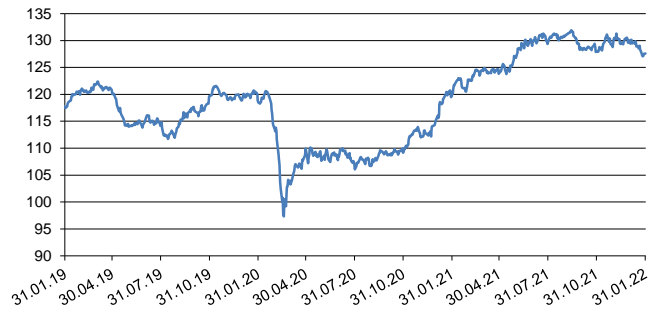
The assessment of risk and potential return of the Fund shown in the upper indicator is constructed in accordance with the methodology adopted by the European Securities and Markets Authority (ESMA).

Past data used in calculating the synthetic indicator of risk and return is not necessarily a reliable indicator of the Fund's risk profile in the future. In accordance with the actual operations of the Fund in the future, the assessment of risk and potential return may change over time, which can cause a change in the categorization of the Fund. The lowest category does not mean a risk-free investment.

Funds of category 4 have previously been medium volatile. The volatility shows how the value of the Fund's units has increased and decreased in the past. Considering the historical data of the volatility, the units of the Fund in category 4 may be exposed to medium fluctuations.

Fund performance in adverse market conditions may be affected by the liquidity risk, meaning the inability of the fund to timely liquidate assets which could lead to redemption delays. This particular risk is not adequately reflected by the Fund's risk and reward profile.

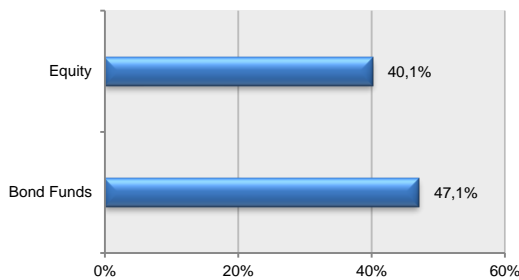
Basic chart over 36 months



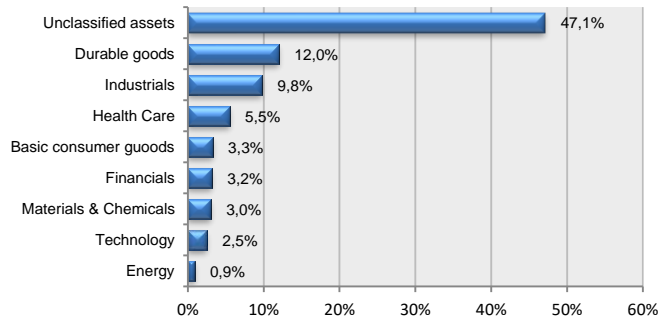
Top 10 holdings as at 31.01.2022

| Issuer                                 | Code      | Share in % |
|--|-----------|------------|
| DB X-TRACKERS II - GLOBALINFLATION-LIN | XGIN GY   | 12,87      |
| ISHARES 20+ YEAR TREASURY BO           | TLT US    | 11,00      |
| ISHARES UK GILTS 0-5YR                 | IGLS LN   | 7,86       |
| ISHARES 3-7 YEAR TREASURY BO           | IEI US    | 7,74       |
| ABF PAN ASIA BOND INDEX FUND           | 2821 HK   | 7,64       |
| STELLANTIS NV                          | STLA FP   | 4,02       |
| GUNGHO ONLINE ENTERTAINMENT INC        | 3765 JP   | 2,53       |
| EUROBIO SCIENTIFIC SA                  | ALERS FP  | 2,40       |
| XINGFA ALUMINIUM HOLDINGS LTD          | 98 HK     | 2,32       |
| DONGWON DEVELOPMENT CO LTD             | 013120 KS | 2,00       |

Asset allocation as at 31.01.2022



Asset allocation by sector as at 31.01.2022



Asset allocation by countries as at 31.01.2022

