

Monthly report - February 2024

Key figures

Fund symbol:	NUMFT
Fund type:	Multi-Asset Global Flexible Fund
Inception date:	23.04.2014
Net asset value (NAV):	1.570.727,50 EUR

Return overview

	1 year	3 years	5 years
Nav return	1,90%	-2,82%	-2,39%

Note: Past returns are not guarantee for future returns. Subscription and redemption fees reduce the total return on investment.

Summary risk indicator



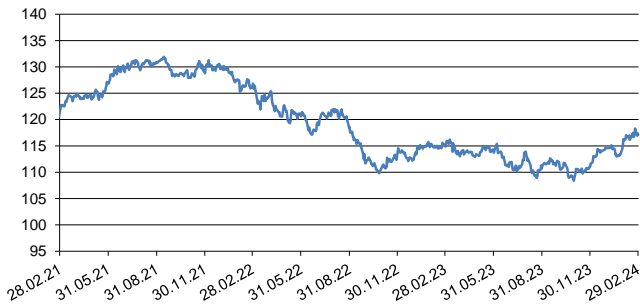
Lower risk

Higher risk

The risk indicator assumes you keep the product for 3 years.

- The summary risk indicator is a guide to the level of risk of this product compared to other products. It shows how likely it is that the product will lose money because of movements in the markets or because we are not able to pay you.
- We have classified this product as 3 out of 7, which is a medium-low risk class. This rates the potential losses from future performance at a medium-low level, and poor market conditions are unlikely to impact the capacity to pay you.
- The risk category shown is not guaranteed and may change over time. The lowest category does not mean risk free.
- Particular risks not adequately captured by the summary risk indicator include:
  - Liquidity Risk – lower liquidity means there are insufficient buyers or sellers to allow the Fund to sell or buy investments readily. Liquidity risk also depends on the relative size of the redemption requests made by the investors in the Fund.
  - Credit risk – the issuer of a financial asset held within the Fund may not pay income or repay capital to the Fund when due.
  - This product does not include any protection from future market performance so you could loose some or all of your investment.
- The investments underlying this financial product do not take into account the EU criteria for environmentally sustainable economic activities.

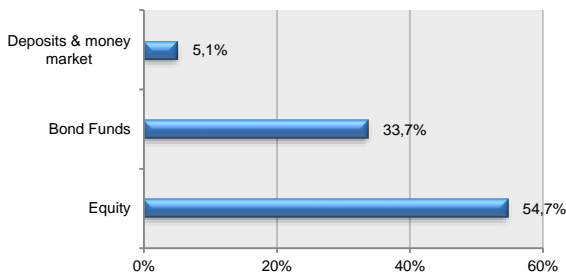
Basic chart over 36 months



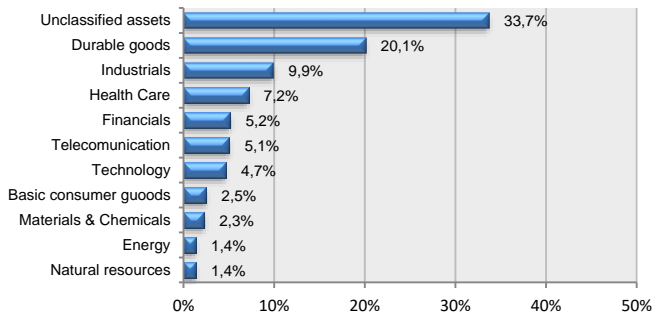
Top 10 holdings as at 29.02.2024

Issuer	Code	Share in %
ISHARES 20+ YEAR TREASURY BO	TLT US	10,52
ISHARES UK GILTS 0-5YR	IIGL LN	10,28
STELLANTIS NV	STLAP FP	8,03
ABF PAN ASIA BOND INDEX FUND	2821 HK	7,47
ISHARES 3-7 YEAR TREASURY BO	IEI US	5,44
T - 2 D.O.O.	TDV05	5,07
YOUNGONE HOLDINGS CO LTD	009970 KS	4,01
DB INSURANCE CO LTD	005830 KS	3,48
THOR INDUSTRIES, INC	THO US	3,02
CHINA SHINAWAY PHARMACEUTICAL GRO	2877 HK	2,65

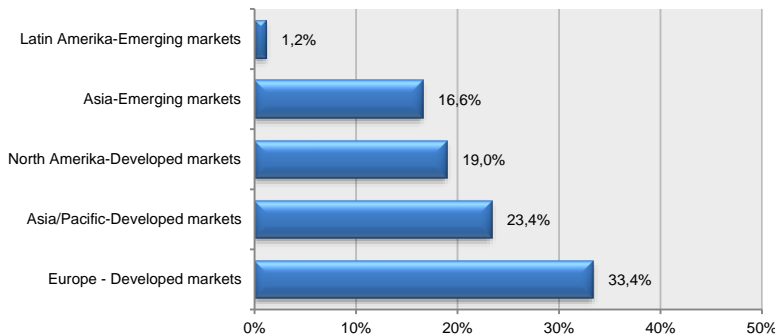
Asset allocation as at 29.02.2024



Asset allocation by sector as at 29.02.2024



Asset allocation by countries as at 29.02.2024



Date: 15.03.2024

PRIMORSKI SKLADI, d.o.o., KOPER  
Management