

Monthly report - June 2019

Key figures

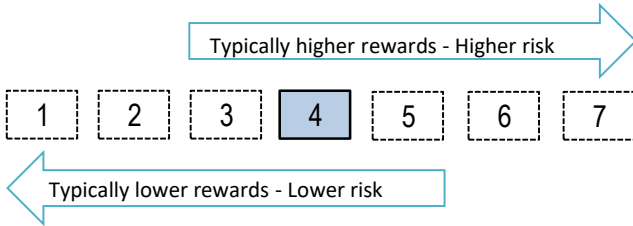
Fund symbol:	NUMFT
Fund type:	Multi-Asset Global Flexible Fund
Inception date:	23.05.2014
Net asset value (NAV):	1.726.088,60 EUR

Return overview

	1 year	3 years	5 years
<b>Nav return</b>	-5,10%	15,39%	14,69%

Note: Past returns are not guarantee for future returns. Subscription and redemption fees reduce the total return on investment.

Risk and reward profile



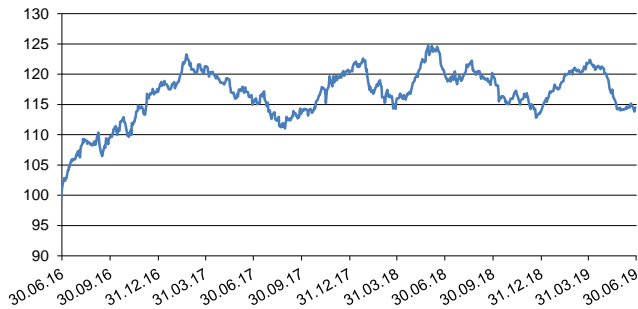
The assessment of risk and potential return of the Fund shown in the upper indicator is constructed in accordance with the methodology adopted by the European Securities and Markets Authority (ESMA).

Past data used in calculating the synthetic indicator of risk and return is not necessarily a reliable indicator of the Fund's risk profile in the future. In accordance with the actual operations of the Fund in the future, the assessment of risk and potential return may change over time, which can cause a change in the categorization of the Fund. The lowest category does not mean a risk-free investment.

Funds of category 4 have previously been medium volatile. The volatility shows how the value of the Fund's units has increased and decreased in the past. Considering the historical data of the volatility, the units of the Fund in category 4 may be exposed to medium fluctuations.

Fund performance in adverse market conditions may be affected by the liquidity risk, meaning the inability of the fund to timely liquidate assets which could lead to redemption delays. This particular risk is not adequately reflected by the Fund's risk and reward profile.

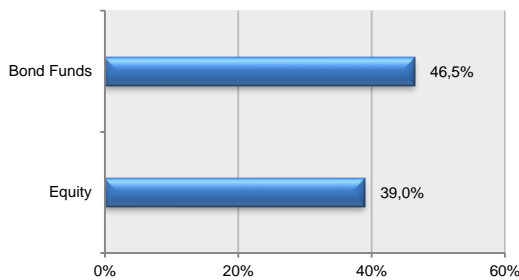
Basic chart over 36 months



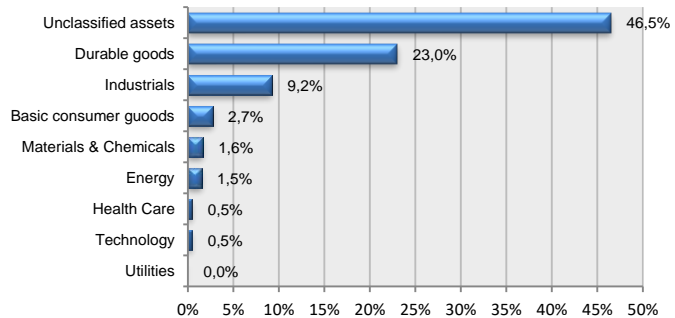
Top 10 holdings as at 28.06.2019

Issuer	Code	Share in %
DB X-TRACKERS II - GLOBALINFLATION-LIN	XGIN GY	10,83
ISHARES 3-7 YEAR TREASURY BO	IEI US	9,60
ISHARES UK GILTS 0-5YR	IGLS LN	9,49
ISHARES 20+ YEAR TREASURY BO	TLT US	9,47
ABF PAN ASIA BOND INDEX FUND	2821 HK	7,11
PEUGEOT SA	UG FP	3,77
FOOT LOCKER INC	FL US	2,56
DYNAM JAPAN HOLDINGS CO LTD	6889 HK	2,03
SILLA CO LTD	004970 KS	1,86
SHOWA CORP.	7274 JP	1,72

Asset allocation as at 28.06.2019



Asset allocation by sector as at 28.06.2019



Asset allocation by countries as at 28.06.2019

