

Monthly report - March 2026

Key figures

Fund symbol:	PSKML
Fund type:	Equity Global Developed Markets
Inception date:	21.12.2005
Net asset value (NAV):	50.220.901,11 EUR

Return overview

	1 year	3 years	5 years
Nav return	17,72%	50,31%	56,41%

Note: Past returns are not guarantee for future returns. Subscription and redemption fees reduce the total return on investment.

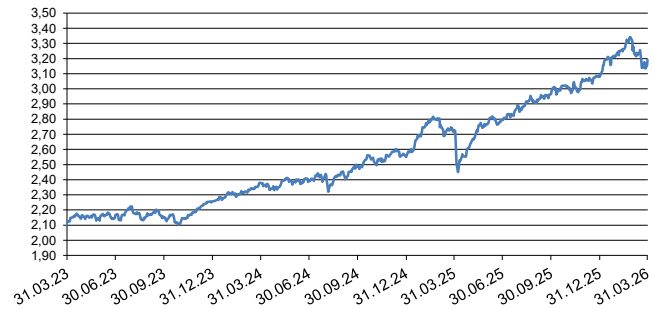
Summary risk indicator



Lower risk Higher risk

The risk indicator assumes you keep the product for 5 years.

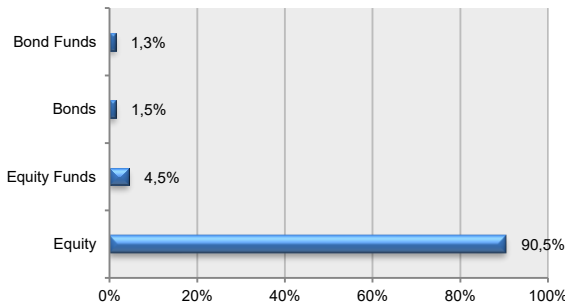
Basic chart over 36 months



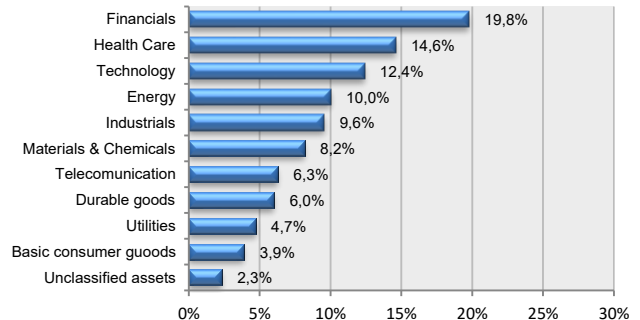
Top 10 holdings as at 31.03.2026

Issuer	Code	Share in %
ALPHABET INC CLASS C	GOOG US	3,63
TOTAL ENERGIES SE	TTE FP	3,54
ISHARES GOLD PRODUCERS UCITS	IAUP LN	3,51
VINCI S.A.	DG FP	2,94
ZAVAROVALNICA TRIGLAV	ZVTG	2,79
ROCHE HOLDING AG	ROP SW	2,73
DEUTSCHE BOERSE AG	DB1 GY	2,62
IBERDROLA, S.A.	IBE SM	2,61
MICROSOFT CORPORATION	MSFT US	2,56
POZAVAROVALNICA SAVA D.D.	POSR	2,43

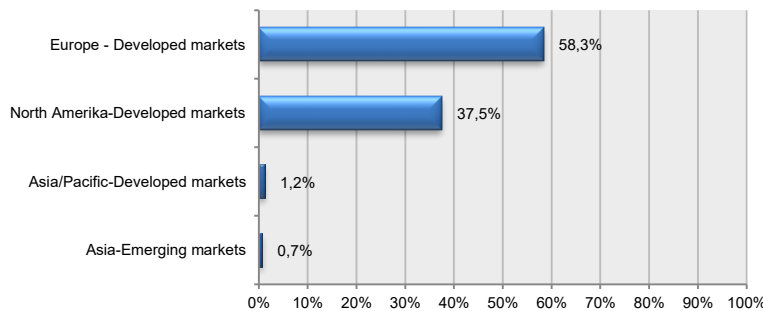
Asset allocation as at 31.03.2026



Asset allocation by sector as at 31.03.2026



Asset allocation by region - markets as at 31.03.2026



Date: 15.04.2026

PRIMORSKI SKLADI, d.o.o., KOPER
Management