

Monthly report - October 2023

Key figures

Fund symbol:	PSKML
Fund type:	Equity Global Advanced Markets
Inception date:	21.12.2005
Net asset value (NAV):	33.928.509,47 EUR

Return overview

	1 year	3 years	5 years
Nav return	4,95%	23,20%	19,19%

Note: Past returns are not guarantee for future returns. Subscription and redemption fees reduce the total return on investment.

Summary risk indicator

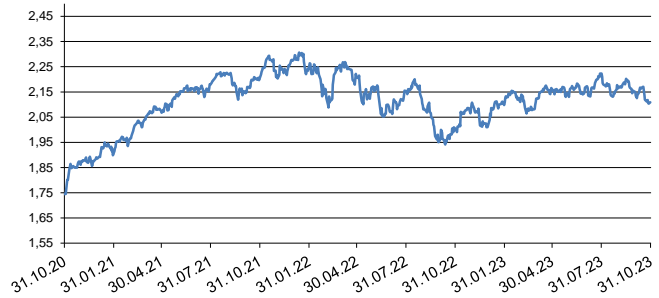


Lower risk

Higher risk

The risk indicator assumes you keep the product for 5 years.

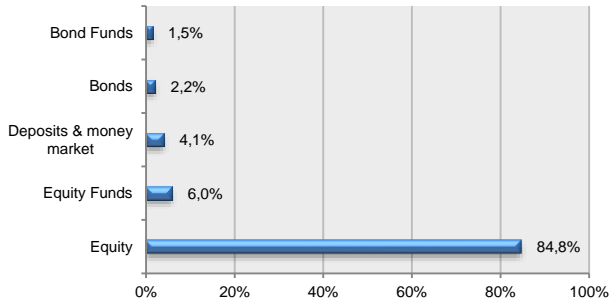
Basic chart over 36 months



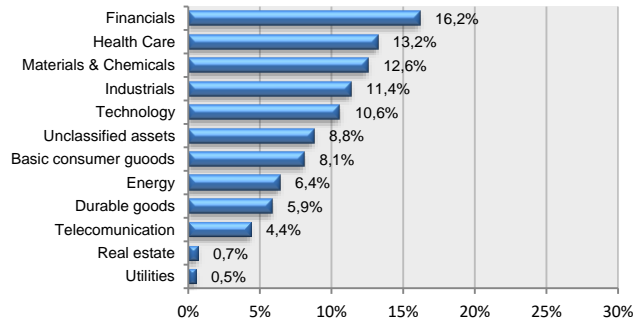
Top 10 holdings as at 30.10.2023

Issuer	Code	Share in %
AIR LIQUIDE	AI FP	3,94
MICROSOFT CORPORATION	MSFT US	3,75
VINCI GROUPE	DG FP	3,49
KRKA NOVO MESTO	KRKG	3,47
ROCHE HOLDING AG	ROG SW	2,97
ISHARES GOLD PRODUCERS UCITS I	IAUP LN	2,86
PUBLICIS GROUPE	PUB FP	2,75
LUKA KOPER D.D.	LKPG	2,18
NOVA LJUBLJANSKA BANKA D.D.	NOVALJ 7 1/8	2,18
DEUTSCHE BOERSE AG	DB1 GY	2,11

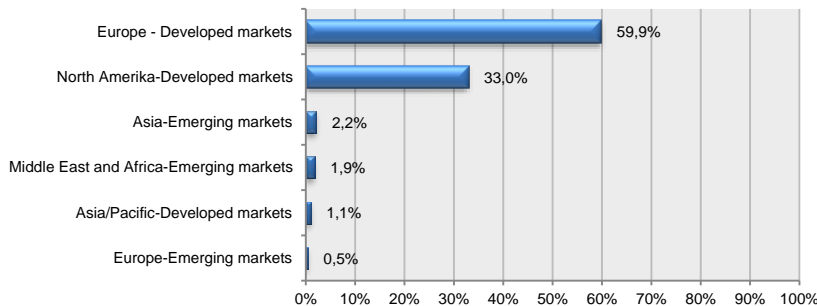
Asset allocation as at 30.10.2023



Asset allocation by sector as at 30.10.2023



Asset allocation by region - markets as at 30.10.2023



Date: 15.11.2023

PRIMORSKI SKLADI, d.o.o., KOPER  
Management