

Monthly report - October 2024

Key figures

Fund symbol:	PSKML
Fund type:	Equity Global Developed Markets
Inception date:	21.12.2005
Net asset value (NAV):	39.978.741,79 EUR

Summary risk indicator



Lower risk

Higher risk

The risk indicator assumes you keep the product for 5 years.

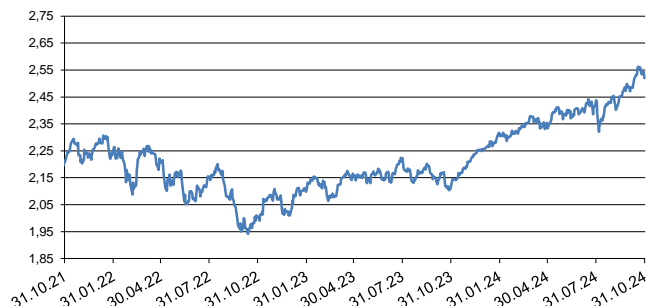
- The summary risk indicator is a guide to the level of risk of this product compared to other products. It shows how likely it is that the product will lose money because of movements in the markets or because we are not able to pay you.
- We have classified this product as 4 out of 7, which is a medium risk class. This rates the potential losses from future performance at a medium level, and poor market conditions could impact the capacity to pay you.
- The risk category shown is not guaranteed and may change over time. The lowest category does not mean risk free.
- Particular risks not adequately captured by the summary risk indicator include:
 - Liquidity Risk – lower liquidity means there are insufficient buyers or sellers to allow the Fund to sell or buy investments readily. Liquidity risk also depends on the relative size of the redemption requests made by the investors in the Fund.
 - Credit risk – the issuer of a financial asset held within the Fund may not pay income or repay capital to the Fund when due.
- This product does not include any protection from future market performance so you could lose some or all of your investment.
- The investments underlying this financial product do not take into account the EU criteria for environmentally sustainable economic activities.

Return overview

	1 year	3 years	5 years
Nav return	19,52%	14,76%	31,75%

Note: Past returns are not guarantee for future returns. Subscription and redemption fees reduce the total return on investment.

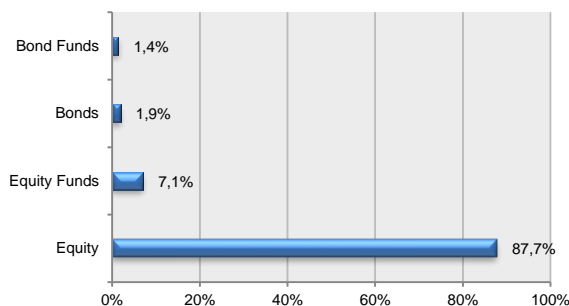
Basic chart over 36 months



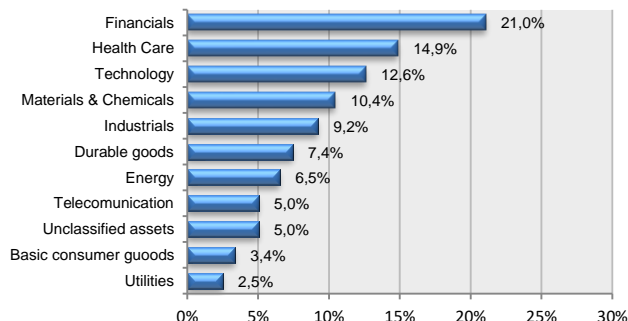
Top 10 holdings as at 30.10.2024

Issuer	Code	Share in %
MICROSOFT CORPORATION	MSFT US	4,00
KRKA NOVO MESTO	KRKG	3,80
ISHARES GOLD PRODUCERS UCITS	IAUP LN	3,45
ZAVAROVANICA TRIGLAV, D.D.	ZVTG	3,22
VINCI GROUPE	DG FP	2,93
ROCHE HOLDING AG	ROG SW	2,91
META PLATFORMS INC	META US	2,53
DEUTSCHE BOERSE AG	DB1 GY	2,47
AIR LIQUIDE	AI FP	2,42
LUKA KOPER D.D.	LKPG	2,39

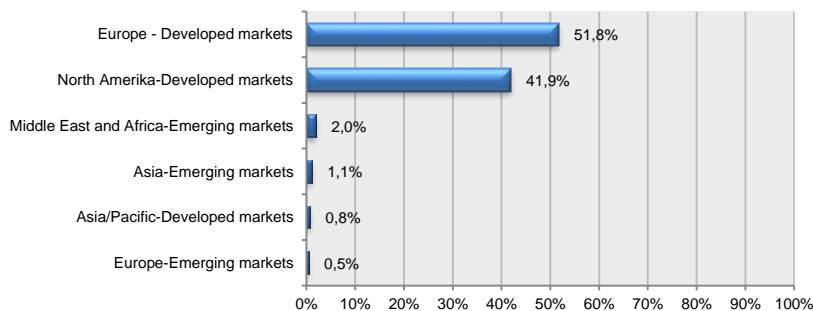
Asset allocation as at 30.10.2024



Asset allocation by sector as at 30.10.2024



Asset allocation by region - markets as at 30.10.2024



Date: 15.11.2024

PRIMORSKI SKLADI, d.o.o., KOPER
 Management