

Monthly report - November 2018

Key figures

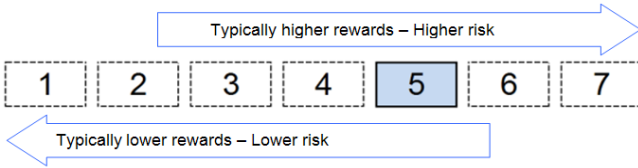
Fund symbol:	PSKML
Fund type:	Equity Global Advanced Markets
Inception date:	21.12.2005
Net asset value (NAV):	31.776.655,11 EUR

Return overview

	1 year	3 years	5 years
Nav return	-0,16%	5,01%	15,92%

Note: Past returns are not guarantee for future returns. Subscription and redemption fees reduce the total return on investment.

Risk and reward profile



The risk indicator was calculated incorporating simulated historical data and may not be a reliable indication of the future risk profile of the Fund. The risk category shown is not guaranteed and may change over time. The lowest category does not mean risk free.

The Fund is rated five due to the nature of its investments which include the risks listed below. These factors may impact the value of the Fund's investments or expose the Fund to losses.

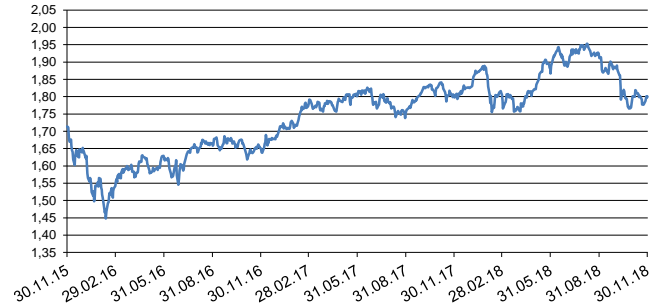
The value of equities and equity-related securities can be affected by daily stock market movements. Other influential factors include political, economic news, company earnings and significant corporate events.

Particular risks not adequately captured by the risk indicator include:

Liquidity Risk – lower liquidity means there are insufficient buyers or sellers to allow the Fund to sell or buy investments readily.

Credit risk – the issuer of a financial asset held within the Fund may not pay income or repay capital to the Fund when due.

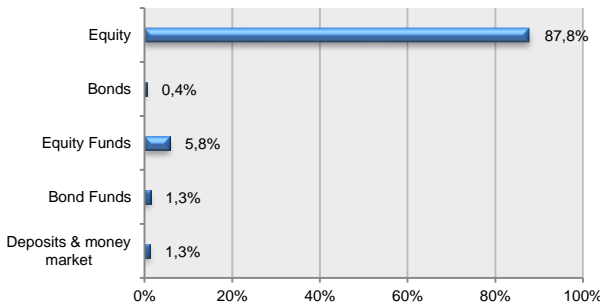
Basic chart over 36 months



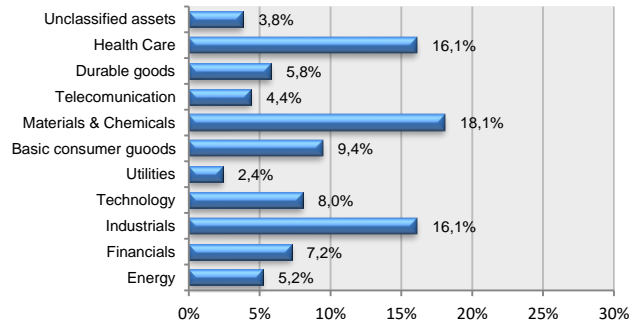
Top 10 holdings as at 30.11.2018

Issuer	Code	Share in %
CINKARNA CELJE	CICG	8,05
KRKA NOVO MESTO	KRKG	5,79
SAVA-RE D.D.	POSR	4,20
HENKEL AG AND CO KGAA	HEN3 GY	3,85
VINCI GROUPE	DG FP	3,49
AIR LIQUIDE	AI FP	3,43
ALTABA INC	AABA US	3,27
NOVARTIS AG	NOVN SW	3,18
TELEKOM SLOVENIJE D.D.	TLSG	2,73
INTEL CORP.	INTC US	2,39

Asset allocation as at 30.11.2018



Asset allocation by sector as at 30.11.2018



Asset allocation by region - markets as at 30.11.2018

