

Monthly report - June 2023

Key figures

Fund symbol:	PSKOP
Fund type:	Multi-Asset Global Aggressive
Inception date:	19.04.2006
Net asset value (NAV):	3.571.257,36 EUR

Return overview

	1 year	3 years	5 years
Nav return	4,72%	16,97%	23,63%

Note: Past returns are not guarantee for future returns. Subscription and redemption fees reduce the total return on investment.

Summary risk indicator

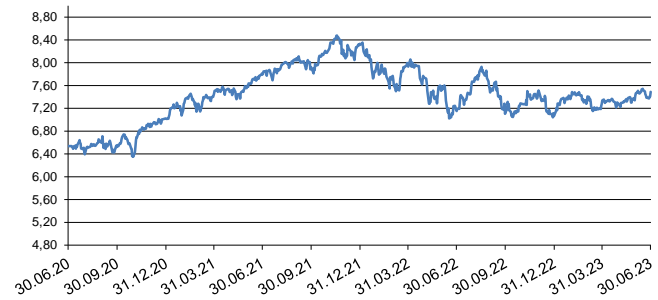


Lower risk Higher risk

The risk indicator assumes you keep the product for 5 years.

- The summary risk indicator is a guide to the level of risk of this product compared to other products. It shows how likely it is that the product will lose money because of movements in the markets or because we are not able to pay you.
- We have classified this product as 4 out of 7, which is a medium risk class. This rates the potential losses from future performance at a medium level, and poor market conditions could impact the capacity to pay you.
- The risk category shown is not guaranteed and may change over time. The lowest category does not mean risk free.
- Particular risks not adequately captured by the summary risk indicator include:
 - Liquidity Risk – lower liquidity means there are insufficient buyers or sellers to allow the Fund to sell or buy investments readily. Liquidity risk also depends on the relative size of the redemption requests made by the investors in the Fund.
 - Credit risk – the issuer of a financial asset held within the Fund may not pay income or repay capital to the Fund when due.
 - This product does not include any protection from future market performance so you could lose some or all of your investment.
 - The investments underlying this financial product do not take into account the EU criteria for environmentally sustainable economic activities.

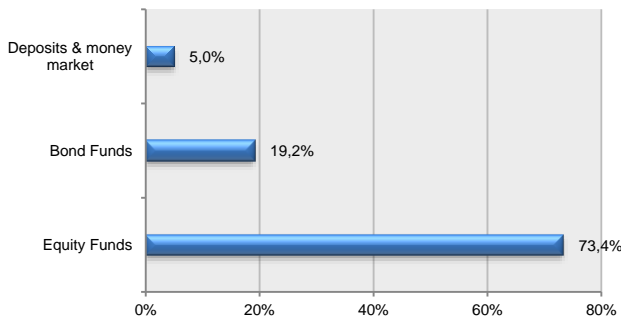
Basic chart over 36 months



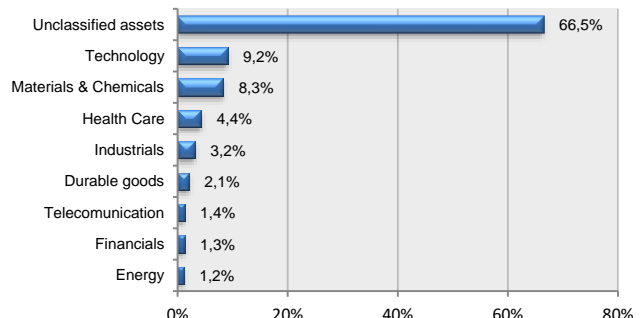
Top 10 holdings as at 30.06.2023

Issuer	Code	Share in %
ISHARES S&P 500 UCITS ETF USD DIS	IUSA GY	5,33
XTRACKERS MSCI WORLD UCITS ETF	XDWD GY	5,20
ISHARES EUR CORP BOND EX-FINANCIALS UC	EUNR GY	4,68
VANECK MORNINGSTAR WIDE MOAT ETF	MOAT US	4,42
LYXOR MSCI USA ESG BROAD CTB (DR) UCITS EUSA FP		4,32
ISHARES EURO AGREGATE BOND ESG UCITS	IEAG NA	3,81
ISHARES CORE GLOBAL AGGREGATE BOND UC EUNA GY		3,74
FIRST TRUST US EQUITY OPPOTUNITIES ETF	FPX US	3,64
ISHARES EXPONENTIAL TECHNOLOGIES ETF	XT US	3,30
XTRACKERS SWITZERLAND UCITS ETF	XSMI GY	3,29

Asset allocation as at 30.06.2023



Asset allocation by sector as at 30.06.2023



Asset allocation by region - markets as at 30.06.2023

