

Monthly report - July 2020

Key figures

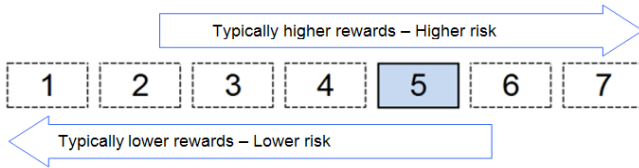
Fund symbol:	PSKOP
Fund type:	Multi-Asset Global Aggressive
Inception date:	19.04.2006
Net asset value (NAV):	2.578.948,49 EUR

Return overview

	1 year	3 years	5 years
Nav return	-1,20%	11,70%	13,47%

Note: Past returns are not guarantee for future returns. Subscription and redemption fees reduce the total return on investment.

Risk and reward profile



The risk indicator was calculated incorporating simulated historical data and may not be a reliable indication of the future risk profile of the Fund. The risk category shown is not guaranteed and may change over time. The lowest category does not mean risk free.

The Fund is rated five due to the nature of its investments which include the risks listed below. These factors may impact the value of the Fund's investments or expose the Fund to losses.

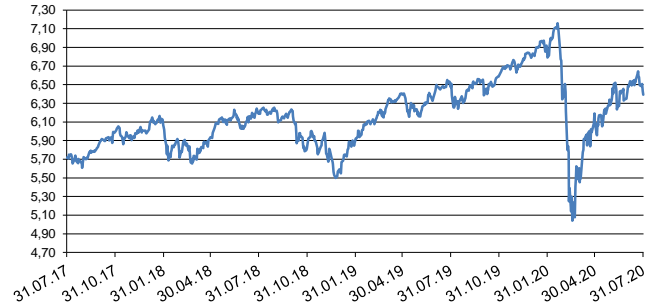
The value of equities and equity-related securities can be affected by daily stock market movements. Other influential factors include political, economic news, company earnings and significant corporate events.

Particular risks not adequately captured by the risk indicator include:

Liquidity Risk – lower liquidity means there are insufficient buyers or sellers to allow the Fund to sell or buy investments readily.

Credit risk – the issuer of a financial asset held within the Fund may not pay income or repay capital to the Fund when due.

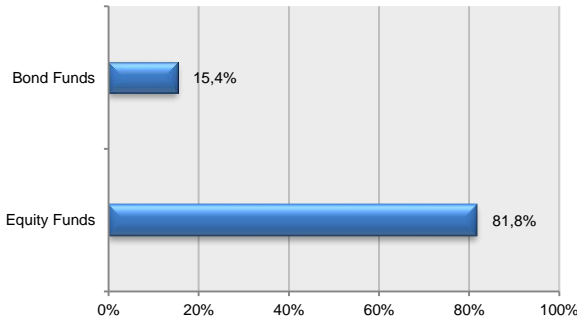
Basic chart over 36 months



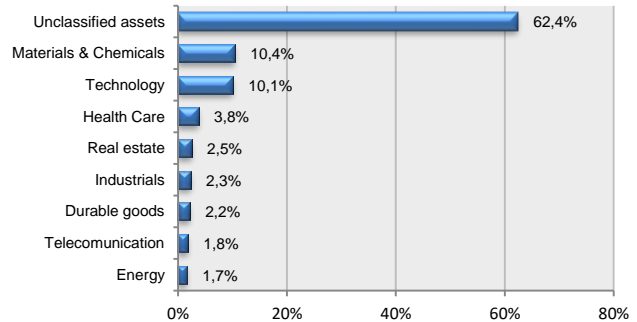
Top 10 holdings as at 31.07.2020

Issuer	Code	Share in %
ISHARES DAX (DE)	DAXEX GY	5,08
ISHARES S&P 500 UCITS ETF USD DIS	IUSA GY	4,98
XTRACKERS MSCI WORLD UCITS ETF	XDWD GY	4,90
VANECK VECTORS GOLD MINERS ETF	GDX US	4,78
FIRST TRUST US EQUITY OPPORTUNITIES ETF	FPX US	4,70
LYXOR ETF MSCI INDIA	INR FP	4,26
LYXOR MSCI USA UCITS ETF D-EUR	USA FP	4,14
ISHARES TECDAX	TDXPX GY	3,97
XTRACKERS SWITZERLAND UCITS ETF	XSMI GY	3,70
XIRACKERS II USD EMERGING MARKETS BOND	XUEM GY	3,67

Asset allocation as at 31.07.2020



Asset allocation by sector as at 31.07.2020



Asset allocation by region - markets as at 31.07.2020

