

Monthly report - October 2018

Key figures

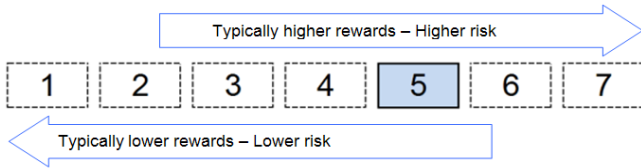
Fund symbol:	PSKOP
Fund type:	Multi-Asset Global Aggressive
Inception date:	19.04.2006
Net asset value (NAV):	2.192.643,30 EUR

Return overview

	1 year	3 years	5 years
Nav return	-2,89%	7,55%	25,69%

Note: Past returns are not guarantee for future returns. Subscription and redemption fees reduce the total return on investment.

Risk and reward profile



The risk indicator was calculated incorporating simulated historical data and may not be a reliable indication of the future risk profile of the Fund. The risk category shown is not guaranteed and may change over time. The lowest category does not mean risk free.

The Fund is rated five due to the nature of its investments which include the risks listed below. These factors may impact the value of the Fund's investments or expose the Fund to losses.

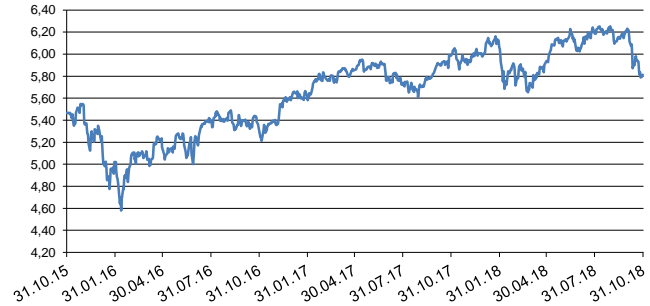
The value of equities and equity-related securities can be affected by daily stock market movements. Other influential factors include political, economic news, company earnings and significant corporate events.

Particular risks not adequately captured by the risk indicator include:

Liquidity Risk – lower liquidity means there are insufficient buyers or sellers to allow the Fund to sell or buy investments readily.

Credit risk – the issuer of a financial asset held within the Fund may not pay income or repay capital to the Fund when due.

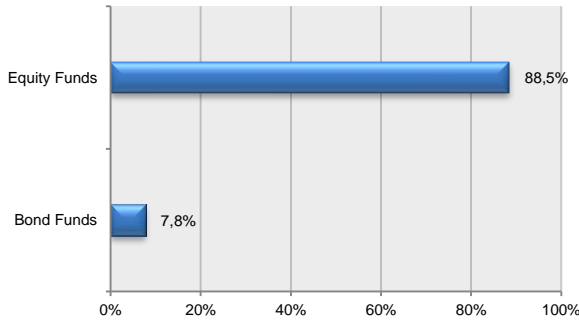
Basic chart over 36 months



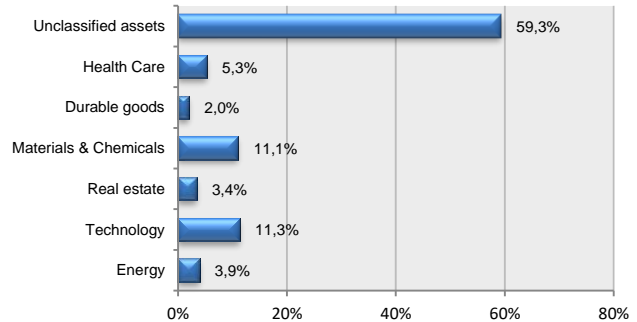
Top 10 holdings as at 30.10.2018

Issuer	Code	Share in %
XTRACKERS MSCI WORLD UCITS ETF	XDWD GY	6,16
ISHARES S&P 500 UCITS ETF USD DIS	IUSA GY	6,06
ISHARES DAX (DE)	DAXEX GY	5,54
BNP PARIBAS EASY STOXX EUROPE 600	HEAL1SYH FP	5,27
ISHARES STOXX EUROPE 600 CHEMICALS	SX4PEX GY	5,02
LYXOR ETF JAPAN	JPN FP	4,99
FIRST TRUST US EQUITY OPPOTUNITIES ETF	FPX US	4,29
LYXOR MSCI USA UCITS ETF D-EUR	USA FP	4,09
FIRS TRUST CLOUD COMPUTING ETF	SKYY US	4,08
ISHARES TECDAX	TDXPEX GY	4,04

Asset allocation as at 30.10.2018



Asset allocation by sector as at 30.10.2018



Asset allocation by region - markets as at 30.10.2018

