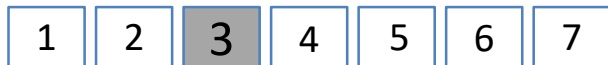


## Monthly report - October 2025

## Key figures

Fund symbol:	PSKOP
Fund type:	Multi-Asset Global Aggressive
Inception date:	19.04.2006
Net asset value (NAV):	4.523.683,27 EUR

## Summary risk indicator



Lower risk

Higher risk

The risk indicator assumes you keep the product for 5 years.

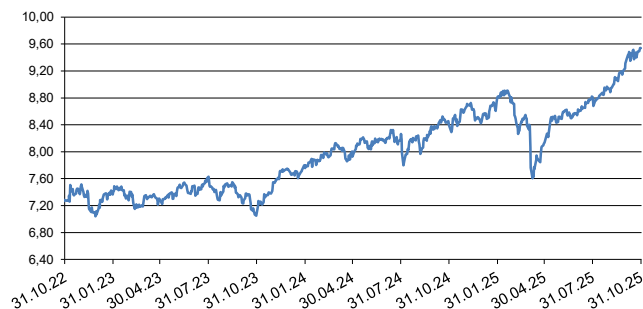
- The summary risk indicator is a guide to the level of risk of this product compared to other products. It shows how likely it is that the product will lose money because of movements in the markets or because we are not able to pay you.
- We have classified this product as 3 out of 7, which is a medium-low risk class. This rates the potential losses from future performance at a medium-low level, and poor market conditions are unlikely to impact the capacity to pay you.
- The risk category shown is not guaranteed and may change over time. The lowest category does not mean risk free.
- Particular risks not adequately captured by the summary risk indicator include:
  - Liquidity Risk – lower liquidity means there are insufficient buyers or sellers to allow the Fund to sell or buy investments readily. Liquidity risk also depends on the relative size of the redemption requests made by the investors in the Fund.
  - Credit risk – the issuer of a financial asset held within the Fund may not pay income or repay capital to the Fund when due.
  - This product does not include any protection from future market performance so you could lose some or all of your investment.
  - The investments underlying this financial product do not take into account the EU criteria for environmentally sustainable economic activities.

## Return overview

	1 year	3 years	5 years
<b>Nav return</b>	13,62%	30,92%	50,25%

Note: Past returns are not guarantee for future returns. Subscription and redemption fees reduce the total return on investment.

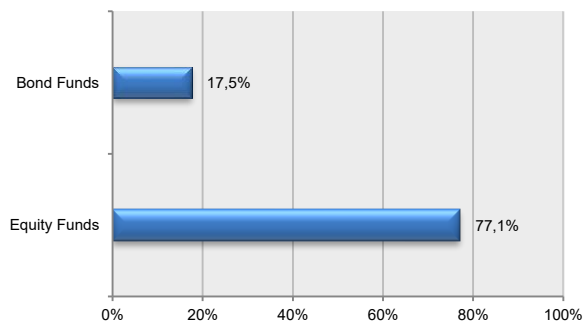
## Basic chart over 36 months



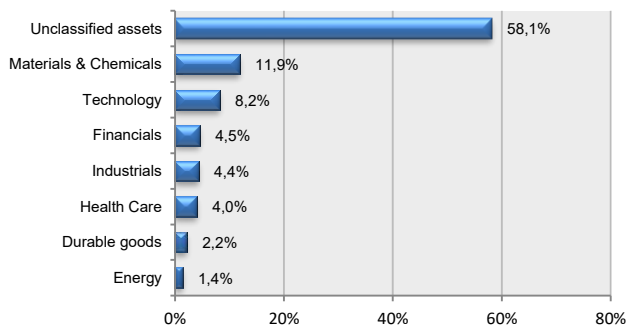
## Top 10 holdings as at 30.10.2025

Issuer	Code	Share in %
ISHARES EURO CORP BOND EX-FINANCIALS UCITS ETF	EUNR GY	6,60
ISHARES CORE S&P 500 UCITS ETF USD DIS	IUSA GY	6,14
XTRACKERS MSCI WORLD UCITS ETF	XDWD GY	5,95
VANECK GOLD MINERS ETF	GDX US	4,46
FIRST TRUST US EQUITY OPPORTUNITIES ETF	FPX US	3,67
SPROTT GLOBAL URANIUM MINERS UCITS ETF	URNM LN	3,50
ISHARES EXPONENTIAL TECHNOLOGIES ETF	XT US	3,28
VANECK MORNINGSTAR WIDE MOAT ETF	MOAT US	3,19
ISHARES CORE GLOBAL AGGREGATE BOND UCITS ETF EUNA GY		3,17
ISHARES € CORP BOND FINANCIALS UCITS ETF (DIST.)	IS3B GY	3,16

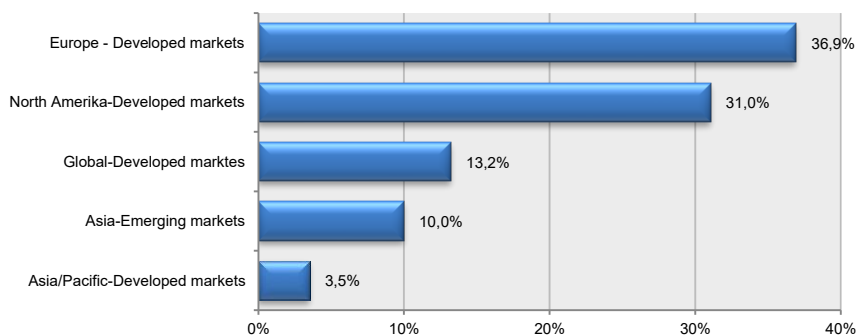
## Asset allocation as at 30.10.2025



## Asset allocation by sector as at 30.10.2025



## Asset allocation by region - markets as at 30.10.2025



Date: 14.11.2025

**PRIMORSKI SKLADI, d.o.o., KOPER**  
**Management**