

## Monthly report - January 2025

## Key figures

Fund Symbol:	PSKPI
Fund type:	Multi-Asset Defensive - Europe
Inception date:	28.10.1998
Net asset value (NAV):	3.505.627,62 EUR

## Summary risk indicator



Lower risk

Higher risk

The risk indicator assumes you keep the product for 3 years.

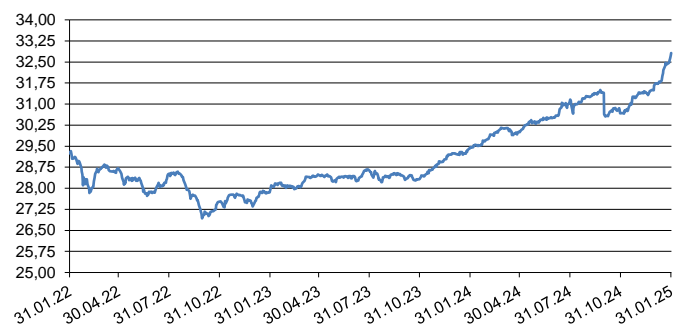
- The summary risk indicator is a guide to the level of risk of this product compared to other products. It shows how likely it is that the product will lose money because of movements in the markets or because we are not able to pay you.
- We have classified this product as 2 out of 7, which is a low risk class. This rates the potential losses from future performance at a low level, and poor market conditions are very unlikely to impact the capacity to pay you.
- The risk category shown is not guaranteed and may change over time. The lowest category does not mean risk free.
- Particular risks not adequately captured by the summary risk indicator include:
- Liquidity Risk – lower liquidity means there are insufficient buyers or sellers to allow the Fund to sell or buy investments readily. Liquidity risk also depends on the relative size of the redemption requests made by the investors in the Fund.
- Credit risk – the issuer of a financial asset held within the Fund may not pay income or repay capital to the Fund when due.
- This product does not include any protection from future market performance so you could lose some or all of your investment.
- The investments underlying this financial product do not take into account the EU criteria for environmentally sustainable economic activities.

## Return overview

	1 year	3 years	5 years
Nav return	11,39%	12,08%	23,28%

Note: Past returns are not guarantee for future returns. Subscription and redemption fees reduce the total return on investment.

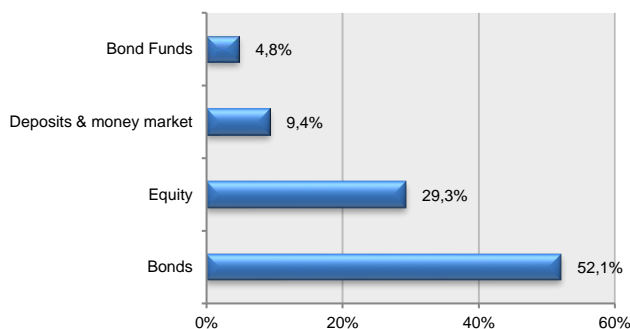
## Basic chart over 36 months



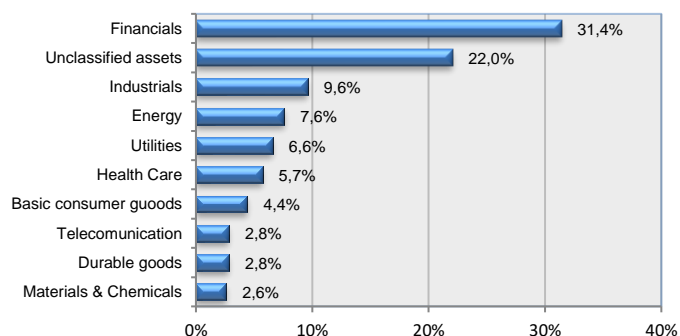
## Top 10 holdings as at 31.01.2025

Issuer	Code	Share in %
REPUBLIKA SLOVENIJA	RS84	5,72
PETROL D.D., LJUBLJANA	PETG	5,24
SAVA RE D.D.	POSR	5,18
KRKA D.D.	KRKG	4,59
REPUBLIKA SLOVENIJA	SLOREP 2 1/4 03/03/32	4,52
FRANCIJA	BTF 0 03/05/25	4,27
ELECTRICITE DE FRANCE	EDF 4 1/8 03/25/27	3,04
GORENJSKA BANKA, D.D., KRANJ	GB02	3,03
AREX D.O.O.	ARE1	2,99
SIEMENS ENERGY AG	SIENFI 4 04/05/26	2,98

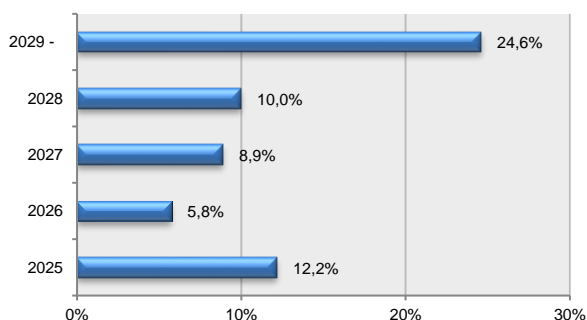
## Asset allocation as at 31.01.2025



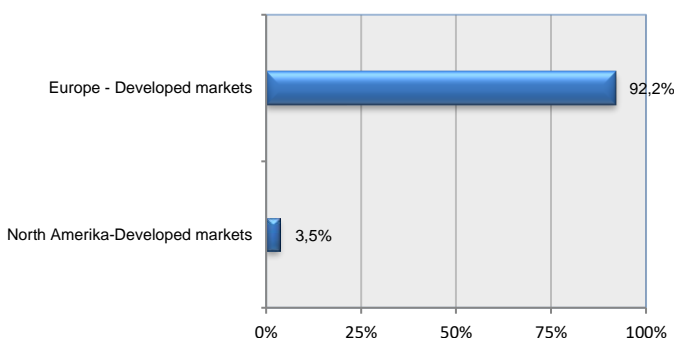
## Asset allocation by sector as at 31.01.2025



## Asset allocation by maturities as at 31.01.2025



## Geographic asset allocation as at 31.01.2025



Date: 14.02.2025

**PRIMORSKI SKLADI, d.o.o., KOPER**  
**Management**