

**Monthly report - March 2020**

**Key figures**

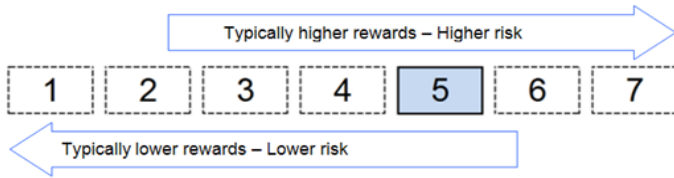
|                        |                  |
|------------------------|------------------|
| Fund symbol:           | PSKZI            |
| Fund type:             | Equity Global    |
| Inception date:        | 03.11.1999       |
| Net asset value (NAV): | 5.429.182,42 EUR |

**Return overview**

|                   | 1 year  | 3 years | 5 years |
|-------------------|---------|---------|---------|
| <b>Nav return</b> | -11,64% | -12,97% | -5,68%  |

Note: Past returns are not guarantee for future returns. Subscription and redemption fees reduce the total return on investment.

**Risk and reward profile**



The risk indicator was calculated incorporating simulated historical data and may not be a reliable indication of the future risk profile of the Fund. The risk category shown is not guaranteed and may change over time. The lowest category does not mean risk free.

The Fund is rated five due to the nature of its investments which include the risks listed below. These factors may impact the value of the Fund's investments or expose the Fund to losses.

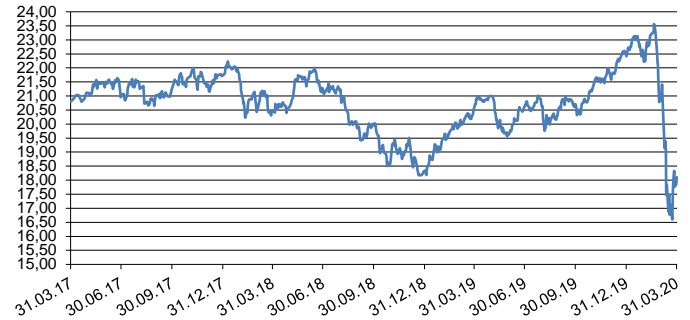
The value of equities and equity-related securities can be affected by daily stock market movements. Other influential factors include political, economic news, company earnings and significant corporate events.

Particular risks not adequately captured by the risk indicator include:

Liquidity Risk – lower liquidity means there are insufficient buyers or sellers to allow the Fund to sell or buy investments readily.

Credit risk – the issuer of a financial asset held within the Fund may not pay income or repay capital to the Fund when due.

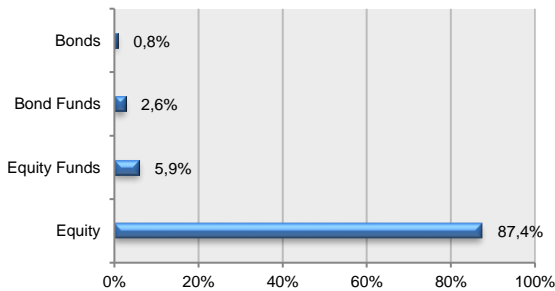
**Basic chart over 36 months**



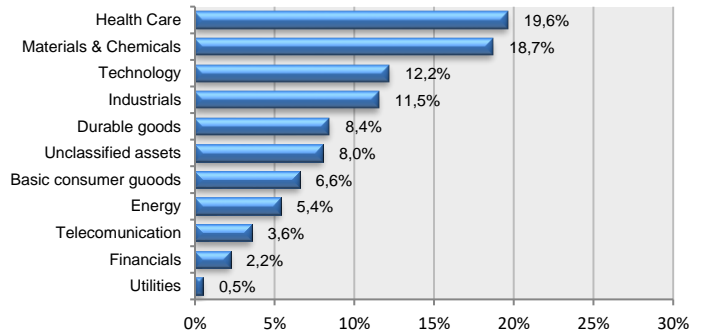
**Top 10 holdings as at 31.03.2020**

| Issuer                        | Code    | Share in % |
|-------------------------------|---------|------------|
| NETEASE.COM INC.              | NTES US | 6,74       |
| WHEATON PRECIOUS METALS CORP. | WPM US  | 5,88       |
| KRKA NOVO MESTO               | KRKG    | 5,01       |
| NOVARTIS AG                   | NOVN SW | 4,65       |
| CRODA INTERNATIONAL PLC       | CRDA LN | 4,06       |
| KAZ MINERALS PLC              | KAZ LN  | 3,06       |
| SPECTRIS PLC                  | SXS LN  | 2,96       |
| HENKEL AG AND CO KGAA         | HEN3 GY | 2,83       |
| ESSILORLUXOTTICA SA           | EL FP   | 2,80       |
| APPLE INC                     | AAPL US | 2,78       |

**Asset allocation as at 31.03.2020**



**Asset allocation by sector as at 31.03.2020**



**Asset allocation by region - markets as at 31.03.2020**

