

**Monthly report - May 2023**

**Key figures**

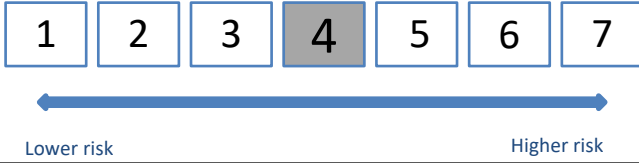
Fund symbol:	PSKZI
Fund type:	Equity Global
Inception date:	03.11.1999
Net asset value (NAV):	8.132.236,28 EUR

**Return overview**

	<b>1 year</b>	<b>3 years</b>	<b>5 years</b>
<b>Nav return</b>	1,24%	27,30%	26,00%

Note: Past returns are not guarantee for future returns. Subscription and redemption fees reduce the total return on investment.

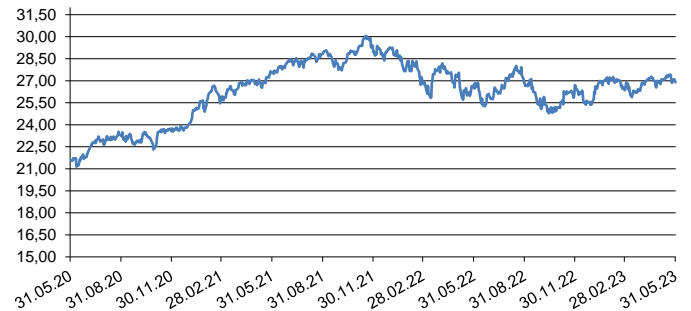
**Summary risk indicator**



The risk indicator assumes you keep the product for 5 years.

- The summary risk indicator is a guide to the level of risk of this product compared to other products. It shows how likely it is that the product will lose money because of movements in the markets or because we are not able to pay you.
- We have classified this product as 4 out of 7, which is a medium risk class. This rates the potential losses from future performance at a medium level, and poor market conditions could impact the capacity to pay you.
- The risk category shown is not guaranteed and may change over time. The lowest category does not mean risk free.
- Particular risks not adequately captured by the summary risk indicator include:
- Liquidity Risk – lower liquidity means there are insufficient buyers or sellers to allow the Fund to sell or buy investments readily. Liquidity risk also depends on the relative size of the redemption requests made by the investors in the Fund.
- Credit risk – the issuer of a financial asset held within the Fund may not pay income or repay capital to the Fund when due.
- This product does not include any protection from future market performance so you could loose some or all of your investment.
- The investments underlying this financial product do not take into account the EU criteria for environmentally sustainable economic activities.

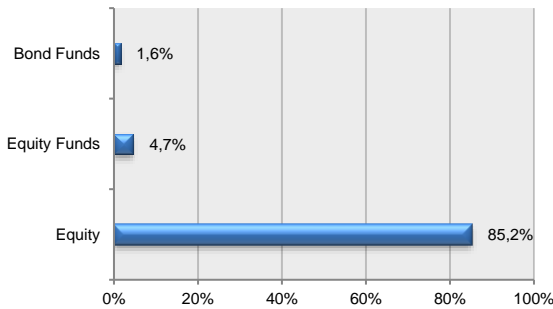
**Basic chart over 36 months**



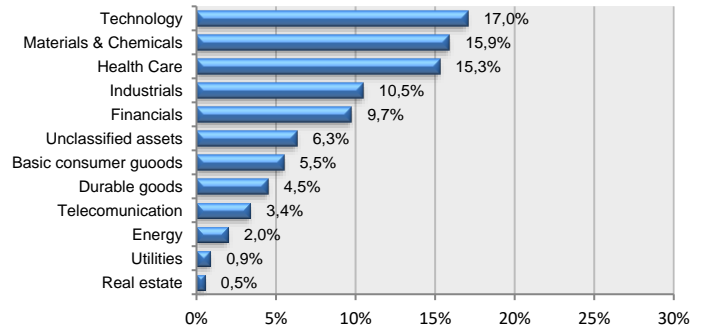
**Top 10 holdings as at 31.05.2023**

<b>Issuer</b>	<b>Code</b>	<b>Share in %</b>
WHEATON PRECIOUS METALS CORP.	WPM US	3,65
KRKA NOVO MESTO	KRKG	3,43
ALPHABET INC CLASS C	GOOG US	3,41
GOLD FIELDS LTD	GFI US	3,13
ROCHE HOLDING AG	ROG SW	3,06
SPECTRIS PLC	SXS LN	3,04
VINCI GROUPE	DG FP	2,61
DEUTSCHE BOERSE AG	DB1 GY	2,38
NETEASE.COM INC.	NTES US	2,35
FORTESCUE METALS GROUP LTD	FMG AU	2,22

**Asset allocation as at 31.05.2023**



**Asset allocation by sector as at 31.05.2023**



**Asset allocation by region - markets as at 31.05.2023**

