

Monthly report - August 2021

Key figures

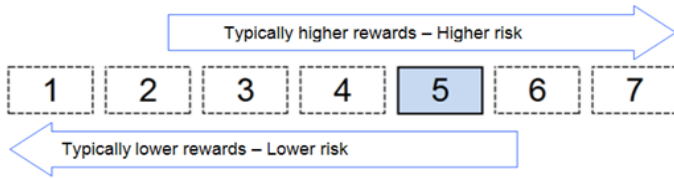
Fund symbol:	PSKZI
Fund type:	Equity Global
Inception date:	03.11.1999
Net asset value (NAV):	8.707.298,50 EUR

Return overview

	1 year	3 years	5 years
Nav return	24,13%	45,36%	48,64%

Note: Past returns are not guarantee for future returns. Subscription and redemption fees reduce the total return on investment.

Risk and reward profile



The risk indicator was calculated incorporating simulated historical data and may not be a reliable indication of the future risk profile of the Fund. The risk category shown is not guaranteed and may change over time. The lowest category does not mean risk free.

The Fund is rated five due to the nature of its investments which include the risks listed below. These factors may impact the value of the Fund's investments or expose the Fund to losses.

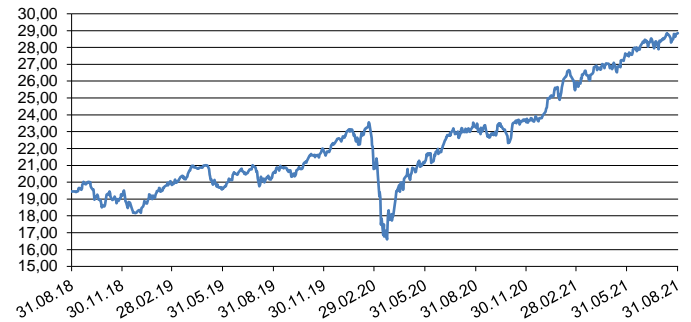
The value of equities and equity-related securities can be affected by daily stock market movements. Other influential factors include political, economic news, company earnings and significant corporate events.

Particular risks not adequately captured by the risk indicator include:

Liquidity Risk – lower liquidity means there are insufficient buyers or sellers to allow the Fund to sell or buy investments readily.

Credit risk – the issuer of a financial asset held within the Fund may not pay income or repay capital to the Fund when due.

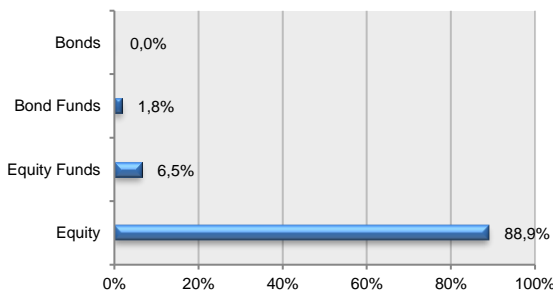
Basic chart over 36 months



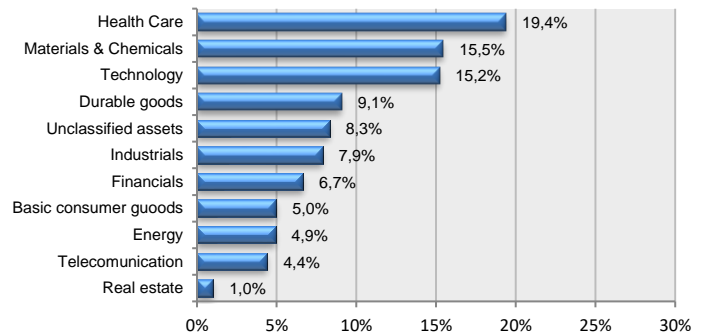
Top 10 holdings as at 31.08.2021

Issuer	Code	Share in %
KRKA NOVO MESTO	KRKG	5,40
CRODA INTERNATIONAL PLC	CRDA LN	3,43
ALPHABET INC CLASS C	GOOG US	3,39
ROCHE HOLDING AG	ROG SW	3,29
ZUR ROSE GROUP AG	ROSE SW	3,18
WHEATON PRECIOUS METALS CORP.	WPM US	3,06
SPECTRIS PLC	SXS LN	3,06
ESSILORLUXOTTICA SA	EL FP	2,95
GOLD FIELDS LTD	GFI US	2,85
DANAHER CORP	DHR US	2,52

Asset allocation as at 31.08.2021



Asset allocation by sector as at 31.08.2021



Asset allocation by region - markets as at 31.08.2021

