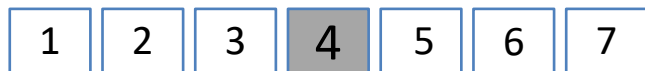


Monthly report - September 2024

Key figures

Fund symbol:	PSKZI
Fund type:	Equity Global
Inception date:	03.11.1999
Net asset value (NAV):	8.172.302,74 EUR

Summary risk indicator



Lower risk

Higher risk

The risk indicator assumes you keep the product for 5 years.

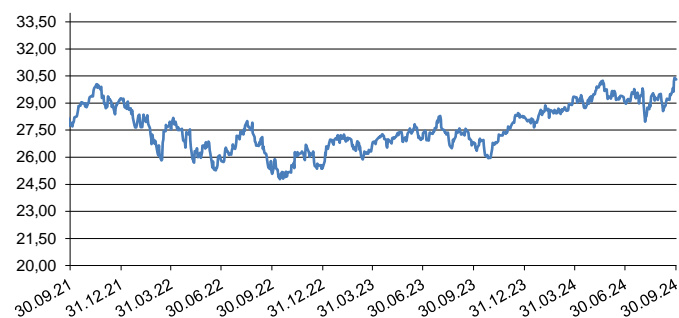
- The summary risk indicator is a guide to the level of risk of this product compared to other products. It shows how likely it is that the product will lose money because of movements in the markets or because we are not able to pay you.
- We have classified this product as 4 out of 7, which is a medium risk class. This rates the potential losses from future performance at a medium level, and poor market conditions could impact the capacity to pay you.
- The risk category shown is not guaranteed and may change over time. The lowest category does not mean risk free.
- Particular risks not adequately captured by the summary risk indicator include:
- Liquidity Risk – lower liquidity means there are insufficient buyers or sellers to allow the Fund to sell or buy investments readily. Liquidity risk also depends on the relative size of the redemption requests made by the investors in the Fund.
- Credit risk – the issuer of a financial asset held within the Fund may not pay income or repay capital to the Fund when due.
- This product does not include any protection from future market performance so you could lose some or all of your investment.
- The investments underlying this financial product do not take into account the EU criteria for environmentally sustainable economic activities.

Return overview

	1 year	3 years	5 years
Nav return	12,99%	8,73%	46,43%

Note: Past returns are not guarantee for future returns. Subscription and redemption fees reduce the total return on investment.

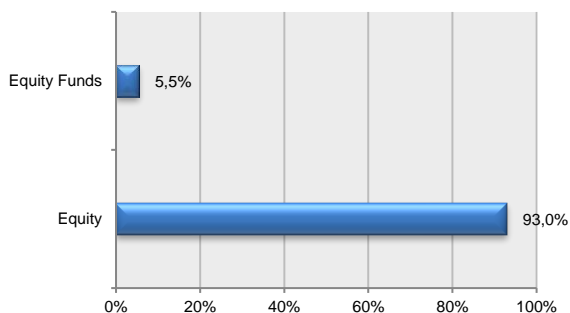
Basic chart over 36 months



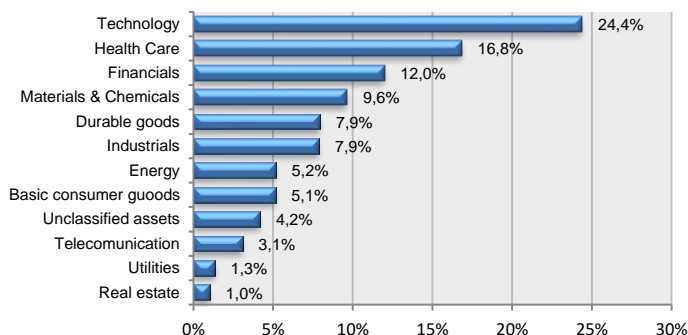
Top 10 holdings as at 30.09.2024

Issuer	Code	Share in %
WHEATON PRECIOUS METALS CORP.	WPM US	3,34
ALPHABET INC CLASS C	GOOG US	3,07
ROCHE HOLDING AG	ROG SW	2,95
BANK OF NEW YORK MELLON CORP.	BK US	2,79
MCDONALD'S CORP	MCD US	2,50
PETROL, D.D., LJUBLJANA	PETG	2,49
DANAHER CORP	DHR US	2,43
TENCENT HOLDINGS LIMITED	700 HK	2,25
RTX CORPORATION	RTX US	2,21
META PLATFORMS INC	META US	2,19

Asset allocation as at 30.09.2024



Asset allocation by sector as at 30.09.2024



Asset allocation by region - markets as at 30.09.2024

