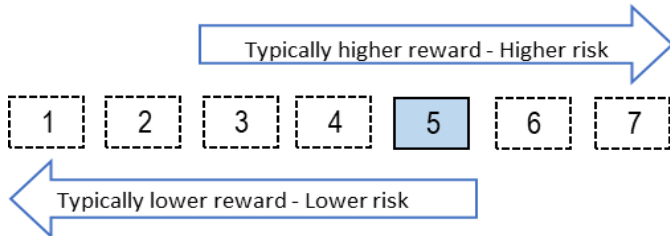


Monthly report - June 2021

Key figures

Fund symbol:	NUMLI
Fund type:	Multi-Asset Global Flexible Fund
Inception date:	07.07.2017
Net asset value (NAV):	4.063.661,45 EUR
Net asset value (NAV in british pound):	3.486.824,71 GBP

Risk and reward profile



The assessment of risk and potential return of the Fund shown in the upper indicator is constructed in accordance with the methodology adopted by the European Securities and Markets Authority (ESMA).

Past data used in calculating the synthetic indicator of risk and return is not necessarily a reliable indicator of the Fund's risk profile in the future. In accordance with the actual operations of the Fund in the future, the assessment of risk and potential return may change over time, which can cause a change in the categorization of the Fund. The lowest category does not mean a risk-free investment.

Funds of category 4 have previously been medium volatile. The volatility shows how the value of the Fund's units has increased and decreased in the past. Considering the historical data of the volatility, the units of the Fund in category 4 may be exposed to medium fluctuations.

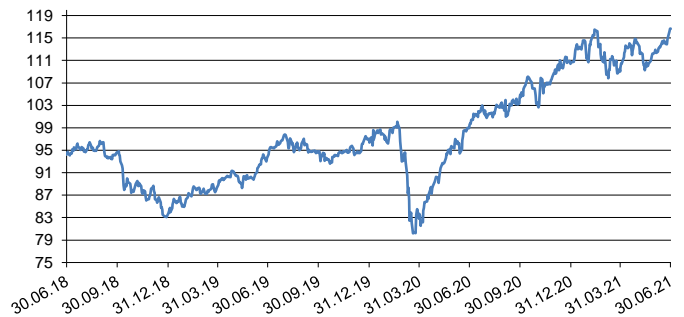
Fund performance in adverse market conditions may be affected by the liquidity risk, meaning the inability of the fund to timely liquidate assets which could lead to redemption delays. This particular risk is not adequately reflected by the Fund's risk and reward profile

Return overview

	1 year	3 years	5 years
Nav return	17,09%	23,83%	-

Note: Past returns are not guarantee for future returns. Subscription and redemption fees reduce the total return on investment.

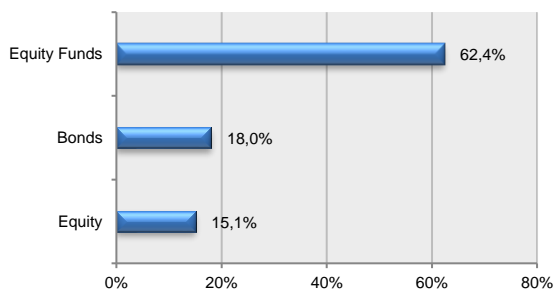
Basic chart over 36 months in GBP



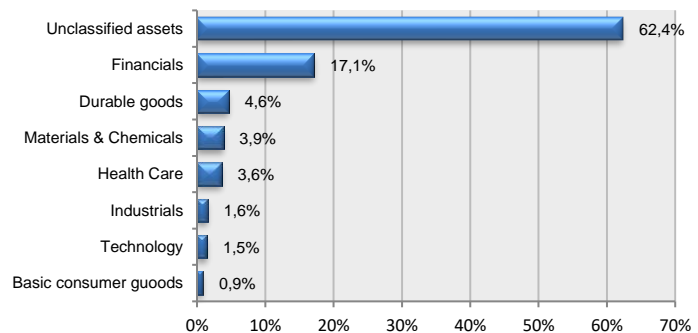
Top 10 holdings as at 30.06.2021

Issuer	Code	Share in %
GUINNESS GLOBAL INNOVATORS FUND	GGICGBA ID	17,60
VAM WORLD GROWTH FUND B USD	VAMWGRB LX	17,15
VAM INTERNATIONAL OPPORTUNITIES FUN	VINTOPA LX	13,93
VAM US SMALL CAP GROWTH FUND B USD	VAMSCCB LX	9,40
KAEVA 9 02/2024	KAEVA 9 02/2024	4,39
AUDACIA CAPITAL IRELAND	AUDACIA CAPITAL 6 31/1	4,30
VAM EMERGING MARKETS GROWTH FUND	VAMEMCB LX	4,28
SIJ, D.D., LJUBLJANA	SIJ6	2,50
LADBROKES GROUP FIN PLC	LADLN 5 1/8 09/16/22	2,43
AUDLEY FUNDING PLC	AUDLEY 12 02/27/22	2,35

Asset allocation as at 30.06.2021



Asset allocation by sector as at 30.06.2021



Asset allocation by countries as at 30.06.2021

